

1995 - the year of the migrants!

In the last Newsletter it was speculated that migrants such as the Camberwell beauty (*Nymphalis antiopa*) butterfly might reach our part of the world. They certainly did with five observations of this insect in the county during August and September of last year. Steve Telling won the jackpot with one at Birstall on 7.viii.95 and another on the same day at Loughborough!

Other records of this spectacular butterfly passed to the Leicester Museum came from John Bailey who reported one from Shackerstone on 17.viii.95 while Mr & Mrs Watson spotted the Mourning Cloak (what everybody else calls the Camberwell beauty!) at Anstey (6.ix.95). John Cranfield found one feeding at fallen pears at Fleckney only four days later.

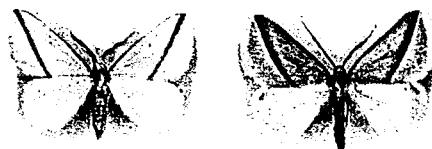
Convolvulus hawk moth (*Agrius convolvuli*) was recorded on two occasions the first being at Sibley on 25.viii.95 (Mr Geary) and the second

at Fairfax Road, Leicester (14.ix.95) where it was resting on a gate (Mrs Tebbutt).

LES members Alan Main and David Taylor were fortunate to find a vestal (*Rhodometra sacraria*) at Martinshaw with another coming from Ullesthorpe (see page 6). Also at Ullesthorpe was a great brocade and another was seen in the east of the county at Preston (near Rutland Water) by Peter Wilson.

It is assumed that as records for 1995 flood in there will be reports of other migrant species.

Adrian Russell



Rhodometra sacraria

Your contributions wanted!

Any articles, letters, observations, drawings, photographs, questions, criticisms etc etc etc? - then please send them to: Ray Morris, 142 Hinckley Road, Barwell LE9 8DN without delay!

Next copy date: July 15th 1996

New bug for county

A species of Hemiptera new to the county has been discovered at Ketton Quarry. It was collected in pitfall traps from an area of limestone grassland in a part of the disused quarry SSSI during May 1994.

This small black species, *Thyreocoris scarabaeoides*, (also known as the Negro Bug) is only a couple of millimetres long and oval in shape. Fortunately it had been mis-identified as a species of beetle during the initial sorting of the pitfall material, since all invertebrates, except spiders, beetles and a few small orders, are discarded because of lack of space and tubes to keep them in!

The tube of beetles containing the bug was sent to Steve Lane at the Herbert Museum in Coventry for identification. He identified the bug and returned it to Derek Lott at Leicester Museum where it was confirmed as a new county record.

Thyreocoris scarabaeoides favours dry, warm sites such as chalky or sandy places and is found in the ground layer amongst moss and litter. It overwinters as an adult, laying its eggs in May and June with the new generation adult from late August onwards. The species mainly prefers coastal sand dunes but it has been recorded from a few inland sites with Lancashire the northern edge of its known range in Britain.

Jon Daws

Unknown hawk at Hinckley

Whilst perusing the notes of the Annual Exhibition of the British Entomological & Natural History Society (*Br J Ent Nat Hist*, 8,184) the following entry was spotted: "... an unknown sphingid found in a crate of grapes in August 1992, Hinckley, Leicestershire"

Apart from the exhibitor's name (DH Howton) there is no other information about what the species might have been, precisely where and when it was found and what happened to the specimen! We'll try to find out more!

Death's head in Rutland

Yet again, the migrant death's head hawkmoth (*Acherontia atropos*) has turned up in Rutland. This time a female was found resting at the base of a stone wall in Chapel Lane, Barrowden (of glow-worm fame) (SK948002) at 8 p.m. after a warm day on 22.vi.95.

GR Worrall & MA Branston
(Rutland NHS)

Late swallowtail (moth!)

The effects of the long hot summer of 1995 has been obvious with the extension of the breeding period of several species.

At Braunston, Leicester a very late swallowtail moth (*Ourapteryx sambucaria*) was noted at the beginning of October! According to Skinner the moth is usually on the wing in late June and July.

Lenny Holton

[Editor's note: my own records for this moth show that very rarely have I had the species into August although in 1995 my last record came on the 26.viii.95! The appearance of the moth at Barwell over the last 14 years has been fairly consistently the first week of July with usually only a short flight period of a week or two - see table below]

]

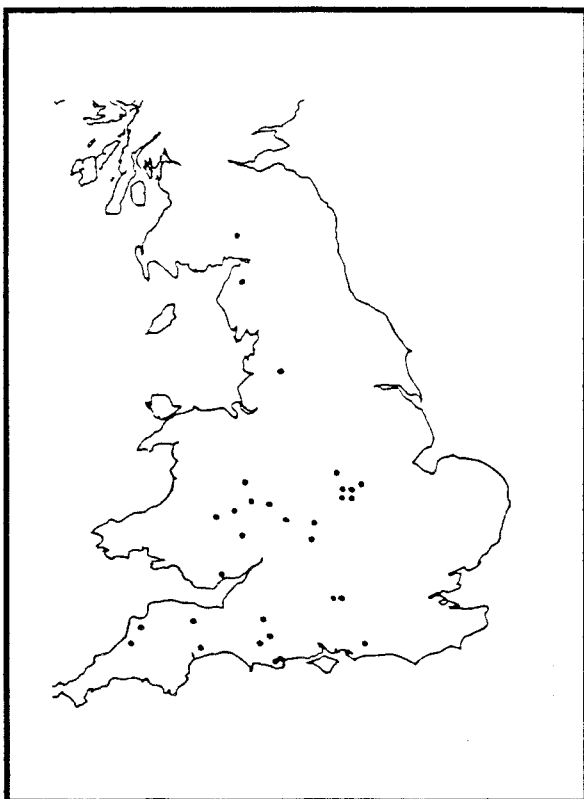
Year	Period	Year	Period
1982	5/7-18/7	1989	19/7-22/7
1983	7/7-23/7	1990	4/7-4/8
1984	5/7-27/7	1991	22/7-26/7
1985	18/5-23/7	1992	29/6
1986	14/7-19/7	1993	29/6-7/7
1987	5/7-16/7	1994	9/7-16/7
1988	4/7-11/7	1995	29/6-26/8

County is caddis stronghold

[Caddis flies are a severely under-recorded group in Leicestershire and Rutland. The following is abstracted from papers in the entomological press where research had been carried out at Leicester University. I am grateful to Jane McPhail for drawing my attention to them.]

Until recently the only known locality for the caddis fly *Hydropsyche saxonica* in the British Isles was the Headington district of Oxford. It was added to the British list of caddis flies in 1943, based on the collection of adults, and then subsequently larvae were located and successfully bred through. Pollution and housing development lead to the loss of the species at the Oxford site in the mid-1950s and, until it was rediscovered in the East Midlands in 1991, it was thought that the species was extinct in the country.

During 1986 a large scale survey of over a hundred sites on streams and rivers in Leicestershire showed that *Hydropsyche saxonica* was present at seven locations. In 1987 one site (Eyebrook reservoir) was revisited to try and locate larvae but without success. Between 1989 and 1991 a study of this genus of caddis fly



was undertaken on the Eye Brook. Larvae were collected and bred through and an adult male was subsequently confirmed as being *saxonica*.

Since then, further work has confirmed the presence of *Hydropsyche saxonica* at two further Leicestershire sites (giving a total of nine known locations for the county). To date it would seem that these nine sites account for almost a third of the known British localities for the species. At no sites have the larvae of the species been found in any numbers whilst other members of the genus may occur at quite high densities. This would suggest that *saxonica* may be easily overlooked when other species are present.

Ray Morris

[Blackburn, JH & Forrest, MB (1995). New records of *Hydropsyche saxonica* McLachlan (Trichopt., Hydropsychidae) from small streams in Great Britain. *Entomologist's Monthly Magazine*, **131**, 71.

Forrest, MB, Harper, DM & Blackburn, JH (1995). A description of larval *Hydropsyche saxonica* McLachlan (Trichoptera: Hydropsychidae). *The Entomologist*, **114**, 146-152.]

Black-tailed skimmers at Ketton

Within the working quarry at Ketton there is a large shallow permanent drainage pool at its south-western corner. On 16.vii.95 there were six black-tailed skimmers (*Orthetrum cancellatum*) flying around one side of this water body. I was able to get to within two metres of one specimen which had alighted on some damp mud and was sunning itself.

I have seen this species in large numbers in Suffolk as well as a single specimen at Croxton Park when the LES visited there in 1994. This dragonfly can be quite confiding often returning to the same piece of ground after short forays. According to Grover & Ikin (*Leicestershire Dragonflies*, 1994) the species was first recorded in the county as recently as 1987. There have been few records since when it has usually been recorded between May and August frequenting pools with little marginal vegetation.

Jon Daws

Burbage Wood moth additions

Alan Main and David Taylor of the LES have added several new species to the macro-moth list for Burbage Wood, Hinckley. When the original list was published by the Society [Morris, R (1990) *The macro-lepidoptera of Burbage Wood LESOPS*, 4] 209 species were listed including historical records. Alan & David have since added the following taken at light during November 1995:

Sprawler - first records since 1976 (seen in good numbers at two trappings)

November - new to site

Northern winter - new to site

December - first records since 1976


Feathered thorn - new to site

Mottled umber - first records since 1975

Adonis ladybirds in Leicestershire


Recently, while sweeping for spiders, I have started to look at and collect some of the ladybirds that end up in the net. Along with the usual 2-spot, 7-spot, 10-spot, 14-spot (clown faced?), 16-spot, 22-spot, eyed and pine varieties, several interesting species have turned up including the 11-spot and 24-spot ladybirds

However, the highlight of my collecting so far has been the adonis ladybird (*Adonia variegata*) from the east of the county. This species was swept from long grass and tall herb at Geeston Quarry on 6.viii.95, from Ketton Quarry and Luffenham Heath golf course on 13.viii.95 and from a rough grassland with planted standards at Tilton on 3.ix.95.



Adonia variegata

The wing cases of the adonis ladybird have a red background with black spots (usually nine) with the central spot of each wing case being the largest. A good field character is the arrangement of the markings on the pronotum.



Pronotum of adonis ladybird

The Biology section of Leicester Museum has four specimens of the adonis in its collection all collected at Loughborough on 14.v.1894! These were the only records for Leicestershire until Maggie Frankum found one floating in her water butt a century later on 24.vi.93 at Knighton. Identification was confirmed by Michael Majerus [*LES Newsletter* (1993), 11, 10] who retained the specimen. Six of the beetles that I collected are now in the Museum collections. My thanks go to Derek Lott for confirming the identification of the species.

Jon Daws

Bats foiled by light changes!

The pipistrelle bat has, for many years, enjoyed the insects which swarm around street lamps at night. This was great whilst local authorities used UV-emitting bulbs for their lamps. Now the tasty morsels are not so freely available to these little mammals as street lamps are increasingly being fitted with non-UV emitting low pressure orange sodium lights which are, of course, cheaper to run.

Surveys carried out by Jans Rydell in Sweden and in Scotland have shown that the density of bats around mercury vapour street lights is at least ten times higher than around unlit roads or those with orange lights. He fears that even the more common of bat species may now start to decline - but how did they survive before electricity was invented!

[Abstracted from: *Urban Wildlife*, Summer 1995]


Dead-wood beetles at Donington Park

Donington Park is a privately-owned medieval park in north-west Leicestershire, LES member and Curator of Biology at Leicester Museum, Derek Lott, first reported on the insect fauna of this site in 1989 and has since added further records to the already impressive listing.

Nearly all the entomological interest seems to stem from the presence of species associated with dead wood habitats. In particular, many of the dead-wood species are associated with the ancient oaks some of which are believed to be at least 800 years old!

During World War II conversion of the medieval park to agricultural use with only about a third surviving this treatment. Consequently the site has a variety of other habitats apart from the oaks, each with a different history of recent land use.

Collecting of specimens was by a number of methods including beating of dead branches and foliage, sweeping and sieving of fungal bodies growing on dead and living trees. A particularly gruesome trapping method was the use of mouldy grass cuttings wrapped around a variety of bones and fish-heads placed in tree cavities! Loose bark was also hunted for insects and rotten wood was disrupted to gain access to any insects inside.



Agrilus pannonicus

338 beetle species were recorded of which 103 are strongly associated with dead-wood habitats. Six Red Data Book species have been identified including one RDB1 (Endangered) species, *Plectrophloeus nitidus* a member of the Pselaphidae. Three other species are of RDB2 status (Vulnerable): *Microscydmus minimus*, *Agrilus pannonicus*, *Cryptocephalus querceti*.

The species list includes 28 beetles which are included in the list of indicators of continuity of dead-wood habitats in ancient woodlands. Five are classed as grade 1 indicators and a further four as grade 2 indicators. Such indicators not only confirm Donington Park as being of national importance but a priority area for conservation measures. 18/22 indicator species were associated with rotting oak, three came from sycamore and one from ash. The oak relationship is perhaps not surprising but the fauna associated with sycamore is more remarkable given the small number of trees at Donington and the poor reputation of the tree amongst conservationists.

The greatest concentration of ancient woodland species is associated with the remnant deer park. A significant assemblage of ancient woodland species was also associated with trees which had become "entombed" within the conifer plantation.

[D Lott (1995). The dead-wood beetles of Donington Park, Leicestershire. *Coleopterist*, 4, 47-54]

Ketton clearwings

On 16.vii.95 a six-belted clearwing (*Bembecia scopigera*) was swept from flower-rich grassland at Ketton Quarry while searching for spiders. A few hours later Lenny Holton caught a second specimen near the main road into the quarry as it flew past him.

The following Sunday (23.vii.95) another six-belted clearwing was again swept from low vegetation, this time from the cutting. Both swept specimens were collected at around 9.00 a.m. probably just before it became warm enough for them to take to the wing.

I would like to thank Harry Ball for identifying both my specimens.

Jon Daws

Braconid on ladybird

The braconids are common parasitoids of a number of insect groups especially lepidoptera and beetles. They may attack different stages of their hosts and the time of collection may have a profound effect on which parasitoids are encountered. For instance those that only kill and leave the host in the caterpillar stage will never be reared from pupae. One of the main characteristics of a parasitoid attack is that the host larva may appear perfectly healthy until the parasitoid approaches maturity. Other parasitoids may, however, affect the behaviour of their hosts particularly size and rate of growth when compared with healthy compatriots.

In July 1995 a 7-spot ladybird (*Coccinella 7-punctata*) was collected in my Loughborough garden from which emerged a female braconid wasp, *Dinocampus coccinellae*. Apparently the 7-spot is the normal host for this parasitoid which is fairly common and very widespread.

The same species of braconid was collected about two years ago at Cavendish Bridge, Lockington.

John Mousley

1995 notes from Ullesthorpe

Unfortunately, these days I seem to have very little time to spare for insects so that the following notes relate to casual observations, a few nights sugaring and no more than ten nights with UV trap, all in my garden at Ullesthorpe, near Lutterworth (SP 5088).

Old lady (*Mormo maura*) and red underwing (*Catacala nupta*) moths were absolutely regular at sugar in August and September with maxima of three and five respectively together at one session.

Immigrant moths were disappointingly few with great brocade (*Eurois occulta*) turning up twice at light, one each on 5.viii.95 and 6.viii.95. These were the first seen at Ullesthorpe for 21 years. Another migrant, the dark sword grass (*Agrotis ipsilon*), was mostly at sugar with several being

recorded after the first one appeared on 20.viii.95.

A moth, unusual in Leicestershire, is the vestal (*Rhodometra sacraria*) came to light on 13.x.95, the first since 1983. Two black rustics (*Aporophyla nigra*) came to light on 11.x.95, the first in 21 years and the 276th macro species for the garden.

As elsewhere, Blair's shoulder knot (*Lithophane leautieri hesperica*) was frequent at light from 9.v.95 onwards with a maximum of 15 in the trap on 15.x.95. The moth is presumably breeding in next door's Lawson's cypress. The day-flying chimney sweeper (*Odezia atrata*) was seen in June for the first time in two years and is hopefully a sign that my *Conopodium* (pignut) (the moth's preferred food) planting experiment is working as this plant is now common in the "meadow".

A queen wasp, *Dolichovespula media*, was collecting wood from our summer house on 7.v.95 and on subsequent days, and one (?the same) was collecting nectar from *Cotoneaster rehderi* on 28.v.95, but none were seen later. It was the first I have seen and I originally mistook it for a hornet.

A probable *Aeshna mixta* in September would have been the tenth frasnogly species noted for our two-tear old pond; the other nine are both definite and common.

Clive Stace

Not so ephemeral!

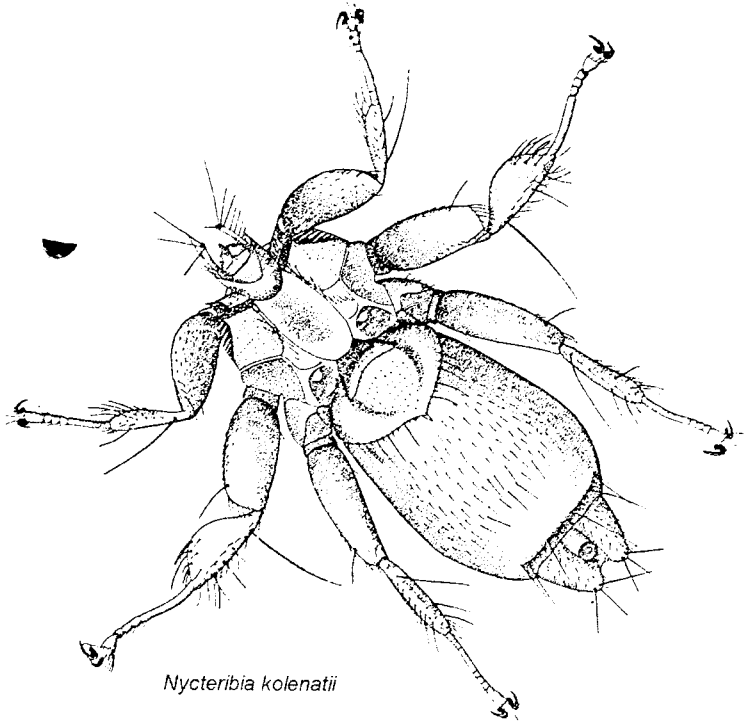
During 1995 the water veneer (*Accentria ephemerella*) was counted at my garden actibic trap on the eastern border of Leicester. Members may wish to question my sanity in undertaking such counting exercises!

22.vii.95	1
10.viii.95	1
16.viii.95	2,419
20.viii.95	1,252
21.viii.95	132
22.viii.95	1

Adrian Russell

Bat attacked by vampire fly!

During 1995 the opportunity arose for a grounded Daubenton's bat to be examined for ectoparasites. The bat is well-known for carrying the blood-sucking fly *Nycteribia kolenatii* and indeed two were found attached to the mammal.



Nycteribia kolenatii

The fly is a member of the Nycteribiidae, the members of which are all parasites of bats. They are small, rather spider-like wingless and eyeless creatures of tawny colouration. Two species occur in Britain and they are about 3mm long. The adults give birth to young rather than eggs and attach them to bat roost surfaces where they immediately pupate. Adults pierce the skin and suck the blood of the host.

The fly has also been found on Daubenton's bats from the Saddington Tunnel roost by Phil Richardson in 1986, from Rutland by Jenny Harris in 1993 and from Stapleford by Jan Dawson also in 1993.

John Mousley

[The picture is reproduced by kind permission of the British Natural History Museum]

Leicestershire spiders

A new book on the spiders of the county is due to be published in April. "*The Spiders of Leicestershire and Rutland*" by John Crocker and Jon Daws is the latest publication from the Loughborough Naturalists Club and is financially supported by a number of groups including the Leicestershire Entomological Society.

Although spiders have been studied in Leicestershire for over a hundred years, there have been no reliable books for identification until relatively recently. The first practical publications for identification purposes were published by the Ray Society in 1951 and 1953 but were not what may be called attractive books. Certainly, to the specialist, they were a landmark in spider taxonomy and the subsequent surge in interest in this group is due largely to this definitive work. Before the publication of this opus, the popular literature, particularly as far as Leicestershire was concerned, was unhelpful in enabling the few workers involved with spiders to know the true identity of even the larger common species. Things are now quite different and the current definitive work on British spiders was published by Harley Books in three volumes between 1985 and 1993. This has since been supplemented by an affordable compact volume in the Collins Field Guide series which was beautifully produced and with excellent line drawings and colour plates.

However, what is lacking is an annotated county list based on accurate field work and critical determinations to show distribution and habitat preferences for both rare and common spiders. The Ray Society publication noted that Leicestershire and Rutland were two of the least worked counties for spiders at that time. This has now changed and the results of over forty years of specialised work on this Order are due for publication in May 1996. Thanks to generous sponsorship, the book will be issued as a limited edition and offered at a special pre-publication price of £7 which is greatly below the cost price of £14. Copies of the book can be obtained from: Kairos Press (tel: 01530-242959) or from the Loughborough Naturalists Club (tel: 01509-239690)

[Bristowe, WS (1939). *The Comity of Spiders*. Ray Society
Lockett GH & Millidge AF (1951, 1953). *British Spiders*. Ray Society
Roberts MJ (1985, 1987, 1993). *The Spiders of Great Britain & Ireland*. Harley Books
Roberts, MJ (1995). *Spiders of Britain & Northern Europe*. Collins]

From our Scottish correspondent

I was very pleased to see that Adrian Russell has taken on Don Hall-Smith's mantle regarding lepidoptera in Leicestershire and Rutland. If I can get this year's moth trap records from Nedd into RECORDER then I will let you know what has been developing up here.

In the meantime eat your hearts out you sassenachs! The slender-striped rufous (*Coenocalpe lapidata*) was the best catch of 1995. [This species is very much a species of upland in Scotland and parts of Ireland - it is not known in Leicestershire! - Ed].

I have recently started to record micros with the help of a friend at Inverness Museum but could do with a good guide to leaf-miners. Any ideas? One micro from 2.vii.94 has been identified as *Mutuuraia (Eurhypara) terrealis* which feeds on golden-rod. According to Goater this pyralid is mainly found in western mainland Britain but usually being local. In Scotland he records it as being present in southern areas and also from the Isles of Rhum and Coll. It would seem that the Nedd record is exceptional. Needless to say, it has not been found in Leicestershire!

However, 1995 was not a good year for butterflies with spring being far too wet despite a blazing July and August. Moreover, a Camberwell beauty was seen north of us.

I was also interested to see references to Luffenham Heath - Harold Godsmark carried out an excellent butterfly survey there during the late 1980s.

Ian Evans

Special offer!

Members may remember that Ann Tate has a new book out entitled "*Naturalist Summers*" describing her experiences on the various courses she has attended run by the Field Studies Council.

Her recollections of invertebrate recording with Peter Skidmore are particularly vivid. The images generated by Ann's writing, from the moment the cow lifted her tail to the eventual identification of the species associated with cow pats of all ages and ripeness, are unforgettable.

Another insect-oriented course was dragonflies and damselflies at Flatford Mill, Suffolk with Ted Benton. I have never heard of damselflies being described as "a dazzling razzamatazz of electric blue: flying darning needles!". When you think about it this is exactly what they do look like!

In this day and age of rushing about getting nowhere fast and the apparently endless destruction to our environment, it is nice to dip into such a book and learn about the really important things in life - whilst we can!

Ann has a limited supply of her book available for sale to members at a special price of £6 each (including postage & packing). If you would like a copy please ring her on 0116-271-3933 or send her a cheque to 15 Shipton Hill, Oadby, Leicester LE2 5PS.

I recommend this book for fire-side reading during the quieter moments!

Ray Morris

Wanted urgently!

Articles, pictures, letters, comments for the Newsletter

Study reports for the Occasional Publications Series

At last - Blair's shoulder knot at Barwell!

While the rest of the county moth trappers have been reporting the presence of Blair's shoulder knot (*Lithophane leautieri hesperica*) for the last few years, it was only in the autumn of 1995 this species deigned to visit my garden light! When it turned up it did so in style. The first was trapped on 28.ix.95 and the last was recorded on 14.xi.95. The maximum number seen was eleven on 9.x.95 with a total of 26 over the period.

Another first has been the firethorn miner (*Phyllonorycter leucographella*) with an early blister on a single leaf (I have four very large bushes!) on 9.i.96.

Ray Morris

Very odd sawfly at Loughborough

John Mousley came across an unusual sawfly in his garden at Loughborough. The larva of the palisade sawfly (*Nematus compressicornis*) seeks to protect itself by erecting a "ghostly circle of posts" around the patch of leaf on which it intends to feed. When the yellow-green larvae are young they feed on the upper surface of the leaf eating it into round or sinuous holes. When larger it clings caterpillar-like to the leaf edge and eats inwards.



The larva forms its strange fence by applying the mouth to the leaf to which a drop of saliva adheres. The head is then raised as high as possible and the saliva is drawn out. Exposure to air results in the setting of the saliva into a glistening white film. As many as thirty posts can be so constructed but their flimsiness is patently no obstacle to any keen predator. Whilst it has been suggested that attack by parasitic ichneumons may be warded off, this has never been confirmed.

Grants available

The Forestry Commission is offering a limited number of grants (value up to £200 maximum) for any time of research into forestry properties e.g. archaeology, insects. The money can be used for a range of expenses such as equipment, travel costs and film but does require that an annual report is sent to the organisers. Last year Adrian Russell was a successful applicant when he was allowed a grant towards the purchase of a moth trap to be used at Pickworth Great Wood (with some notable successes!).

If you require any further details please ring either Adrian (0116-241-5101) or Ray Morris (01145-842145)

Gall-forming lepidoptera

The study of galls is fascinating! Here we find the ultimate in relationships between plants and insects such that the plant is not apparently harmed, gall-forming insects proliferate (often with complex life cycles as with the cynipid wasps) and whole communities of other insects muscle their way in to take advantage of the protection and food provided by galls.

The most familiar of the gall-causers are the cynipid wasps of oak with, in some years, huge numbers of knopper, silk button and spangle galls being formed. I recall in one year seeing one half of an oak canopy appearing to be covered in cotton wool caused by the cynipid wasp *Andricus quercusramuli* where catkins had been galled.

The lepidoptera are also active gall-causers and members of the LES may remember Jane McPhail's article on gall-causing moths (*LES Newsletter*, 6, 10-11). Her report listed three moth species causing galls in Leicestershire and gave another ten which may well be present but not recorded as yet.

contd p11

Lepidopteran species	Host plant	Gall details
1288 <i>Alucita hexadactyla</i>	Honeysuckles	Flower swollen remaining closed
*486 <i>Augasma aetatella</i>	Knotgrass	Red conical flower bud gall - last seen in Britain 1956 - extinct?
*906 <i>Blastodacna atra</i>	<i>Malus</i> species	Twig gall - no other information
*728 <i>Paltodora cytisella</i>	Bracken	Slight swelling aborting growth of stem or side shoot
*816 <i>Scrobipalpa obsoletella</i>	Orache	Stem gall - no other details
755 <i>Stenolechia gemmella</i>	Oak	Shoot gall - no other details
1816 <i>Eupithecia linariata</i>	Common toadflax	Capsule gall - may be an inquiline of <i>Mecinus</i> species
*157 <i>Heliozela hammoniella</i>	Birch	Shoot, petiole gall - no other details
*138 <i>Lampronia fuscataella</i>	Birch	Gall at angle of twigs - no other details
*139 <i>Lampronia pubicornis</i>	Burnet rose	Shoot distorted - no other details
* <i>Mompha bradleyi</i>	Great willowherb	Stem gall - no other details
*889 <i>Mompha divisella</i>	Willowherbs	Stem gall with stem becoming red and may be branched above gall
891 <i>Mompha nodicolella</i>	Rosebay willowherb	Stem gall usually in the vicinity of the flowering region
*892 <i>Mompha substrigella</i>	Willowherbs	Fruit gall - no other details
*23 <i>Ectoedemia argyropeza</i>	Aspen	Petiole gall - no other details
*24 <i>Ectoedemia turbidella</i>	Grey poplar	Petiole gall - no other details
*1517 <i>Adaina microdactyla</i>	Hemp agrimony	Stem gall near to nodes, roughly cylindrical 10x3mm
*1359 <i>Cynaeda dentalis</i>	Viper's bugloss	Stem gall - no other details
*377 <i>Synanthedon flaviventris</i>	Sallows	Stem gall no other details
*372 <i>Paranthrene tabaniformis</i>	Poplar, aspen	Stem and twig galls - no other details
966 <i>Cochylis atricapitana</i>	Ragwort	Stem gall - no other details
*1258 <i>Cydia millenniana</i>	Larch	Twig and shoot tip gall - resinous, tenanted galls soft, empty are hard
*1266 <i>Cydia pactolana</i>	Pine	Gall of young stems
*1256 <i>Cydia servillana</i>	Sallows	Twig gall - no other details
1137 <i>Epinotia tetra questrana</i>	Alder, birch	Twig or ?leaf gall - slight swelling at petiole base
1190 <i>Eucosma aspidiscana</i>	Golden-rod	Stem apex gall - no other details
*1195 <i>Eucosma lacteana</i>	Southernwood	Stem gall - no other details; host plant is now often in gardens
1167 <i>Gypsonoma aceriana</i>	Poplar	Shoot, petiole gall up to 20mm long usually one per stem
*1214 <i>Retinia resinella</i>	Pine	Stem gall - no other details
411 <i>Argyresthia goedartella</i>	Alder	Gall of catkin and young shoot - no other details

Galls contd

In the latest edition of the journal of the British Plant Gall Society, is a most useful preliminary review of lepidoptera implicated in gall formation [Spooner, BM & Bowdrey, JP (1995) *Cecidology*, **10**, 84-100]. For the use of members of the LES who would like to pursue this aspect of lepidopteran behaviour, and possibly resulting in new county records, the information contained in this paper has been tabulated for ease of reading. Species which are doubtful gall causers according to the paper have been excluded from the table.

The table lists thirty species of predominantly micro moths. Those marked with an asterisk have not, to date, been recorded in Leicestershire and Rutland despite most of the foodplants being present in the county.

Among the ones where records do exist for the county several are rare. *Stenolechia gemmella*, *Epinotia tetraquetrana* and *Gypsonoma aceriana* are known only from two sites each whilst *Cochylis atricapitana* and *Eucosma aspidiscana* have only been recorded from Ketton Quarry.

It is likely that many of these gall-forming species of lepidoptera do occur in the county. It is to be hoped that, even when recording of actively flying moths cannot be carried out, the hunting of galls caused by lepidoptera will add new records to the county list.

Ray Morris

Send your records to us, the BRC and the site owner!

Many entomologists will spend a lot of time visiting sites, recording species and, hopefully, submitting records to the local Biological Records Centre (Leicester Museum in our case). Sharing of this information with other entomologists, for example via the pages of this Newsletter, is also to be encouraged. However, we should be

careful not to forget to pass this information to the owner of the land visited!

Where land is privately owned, there is a temptation to think that this sort of information will not be of interest to the owner. However, recent experiences of a number of recorders have shown that this is not always the case. Some land owners will take a surprising amount of interest in insects that they perhaps never knew existed on their land. Obviously, it helps if we can provide imperative information about the significance of records, rather than just possibly a list of meaningless names.

Where the land is owned or managed by conservation organisations, such as LRTNC, this transfer of data is important. The Trusts are extremely interested these days in learning of the invertebrate fauna on their reserves and wish to take account of them when drawing up management plans.

So, if you obtain permission to carry out recording at a site (which of course you should always do!), try not to forget to pass on the results of your work - you might be surprised by the response. It may also lead to you being allowed to explore other parts to which access has never before been allowed!

Adrian Russell

Society logo wanted!

It has been decided that the Leicestershire Entomological Society should explore the use of an easily recognisable logo in all of its activities and publications.

If you have any suggestions or comments on this matter please let us know.

Send in your designs by March 31st to Adrian Russell c/o Biology Dept, Leicester Museum, Mew Walk, Leicester.

Any designs should be simple, clear, effective and easily reproducible in black and white.

Examples of some logos already received are shown on the insert accompanying this Newsletter.

Summer programme 1996

Field meetings are an essential activity of the Leicestershire Entomological Society giving opportunities, not only to record in unusual or perhaps usually inaccessible sites, but also to learn from others about the less commonly studied groups. It is prudent to ring the leader for each meeting before starting off to ensure that the event is going ahead. Please note that there may be different start times for different sites. Please give your records to the leader at the end of the session.

- April 20th** 10.00 a.m. **FIELD CRAFT WORKSHOP** (Holly Hayes, Birstall)
Derek Lott & Jane McPhail
A chance to develop your skills in the field by practising techniques in the gardens of the Ecology Unit and nearby wetlands. By the end of the session you should be able to beat & sweep, set pitfall traps, record your results methodically, process your catch and impress your friends by nonchalantly identifying common insects in the field!
Contact: Derek Lott (0116-247-3030)
- May 18th** 10.30 a.m. **CHARLEY WOODS** (Lane north off B587 SK 474143)
John Mousley
The Trust's newest reserve adjacent to Charnwood Lodge (and the Bull's Head pub!) has no invertebrate records and this is the first of two visits that the Society is making to this site. Moth trapping will probably also be carried out on other occasions - please ask about dates.
Contact: John Mousley (0116-267-1950)
- June 15th** 10.30 a.m. **STONEPIT FIELD, MOIRA** (B586 SK 317147)
Derek Lott
This is soon to become a North West Leicestershire District Council reserve and is threatened by tree planting!
Contact: Derek Lott (0116-247-3030)
- July 20th** 1.00 p.m. **CROFT GLEBELAND** (Layby at Heathcote Arms. Croft SP 510959)
Ray Morris
This Trust reserve has unusual plants associated with a siliceous grassland and also has a nice stretch of relatively unpolluted and unaltered river Soar. Moth trapping once gave two irate and wet policemen!
Contact: Ray Morris (01455-842145)
- August 17th** 10.30 a.m. **BELGRAVE GARDENS, LEICESTER** (Museum gardens at SK 592071)
Beautiful old gardens with a variety of old species e.g. mulberry, real Elizabethan quince, many of which are odd and rare.
Contact: Jane McPhail (0116-267-1950)
- September 14th** 10.30 a.m. **CHARLEY WOODS** (see May 18th)
John Mousley
A return visit to see what's what in the autumn.
Contact: John Mousley (0116-267-1950)
- October 19th** 10.30 a.m. **PUDDLE DYKE LANE** (Minor road off B5330 SK 549114)
Helen Ikin
Puddle Dyke Lane was one of the few water bodies in the county which did not dry up in the 1995 drought. Very good for adult dragonflies (but perhaps a bit late) but we shall hunt for larvae and anything else lurking about.
Contact: Helen Ikin (01509-890116)